



台塑石化股份有限公司
FORMOSA PETROCHEMICAL CORPORATION

2019年 第三季 業績報告

2019.11



目錄

- 1 財務資訊
- 2 產業近況
- 3 產業展望
- 4 生產狀況
- 5 擴建計畫

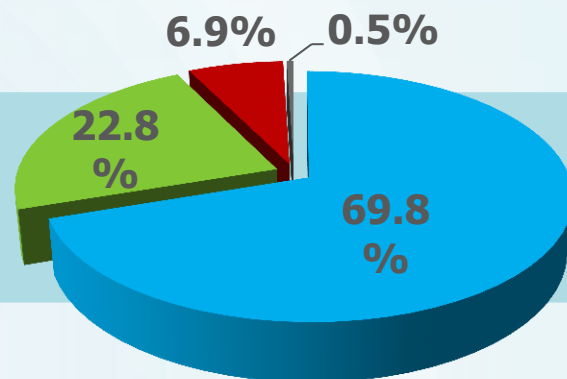


財務資訊

(單位：百萬元)

3Q 各事業部營收占比

	3Q19	2Q19	QoQ	9M19	YoY
營業收入	160,012	166,123	-3.7%	495,252	-13.9%



■ Refinery ■ Olefin ■ Utility ■ Others

營業利益	8,949	8,422	6.3%	27,890	-61.6%
淨利	12,427	8,006	55.2%	29,652	-53.8%
每股盈餘	1.31	0.84	0.47	3.12	(3.62)

QoQ



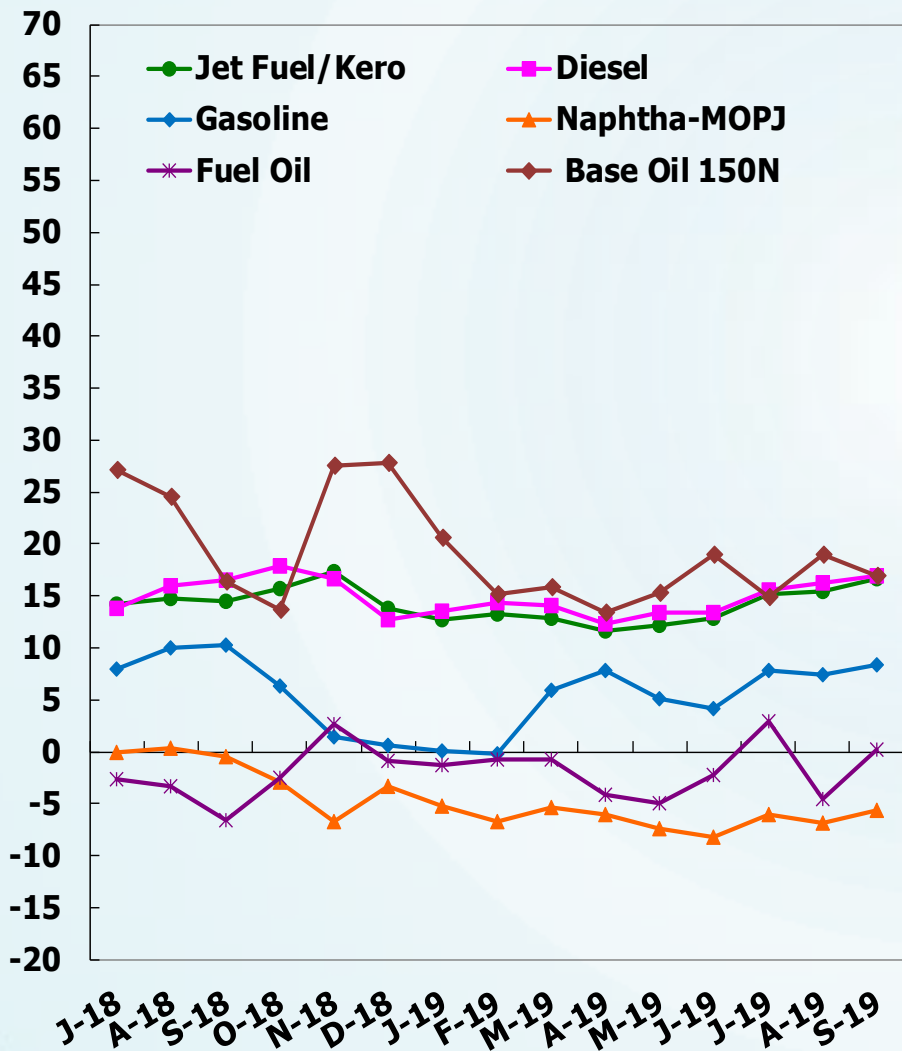
產業基本面



杜拜原油 vs. 成品油

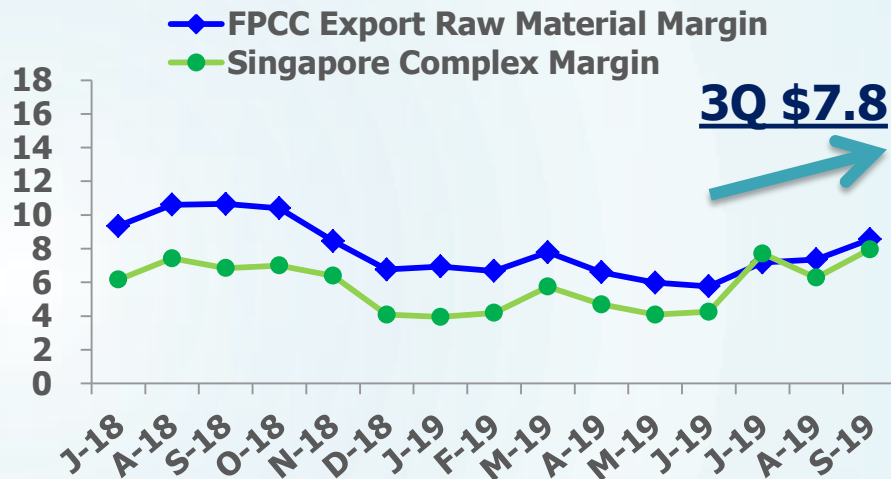
Source: Reuters, ICIS, IHS, company data

(美金/桶)



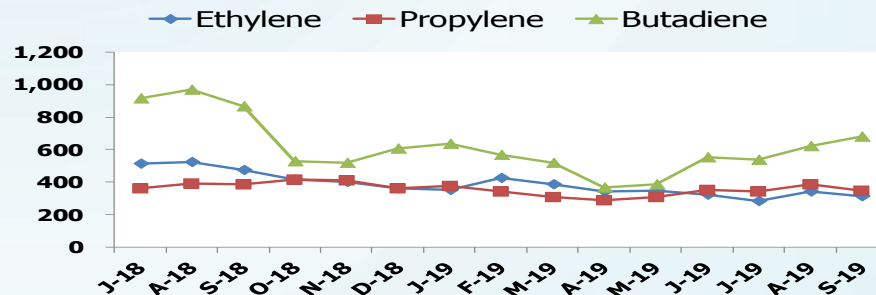
FPCC vs. 新加坡

(美金/桶)



FPCC 烯烴產品價差

(美金/噸)



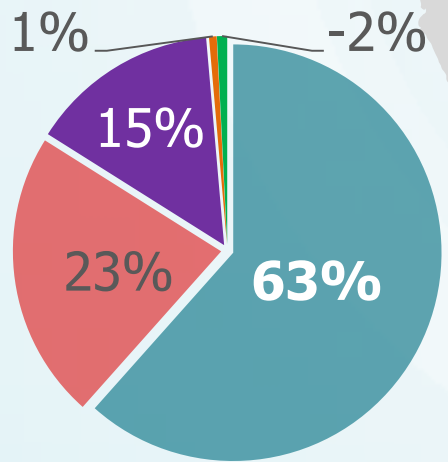
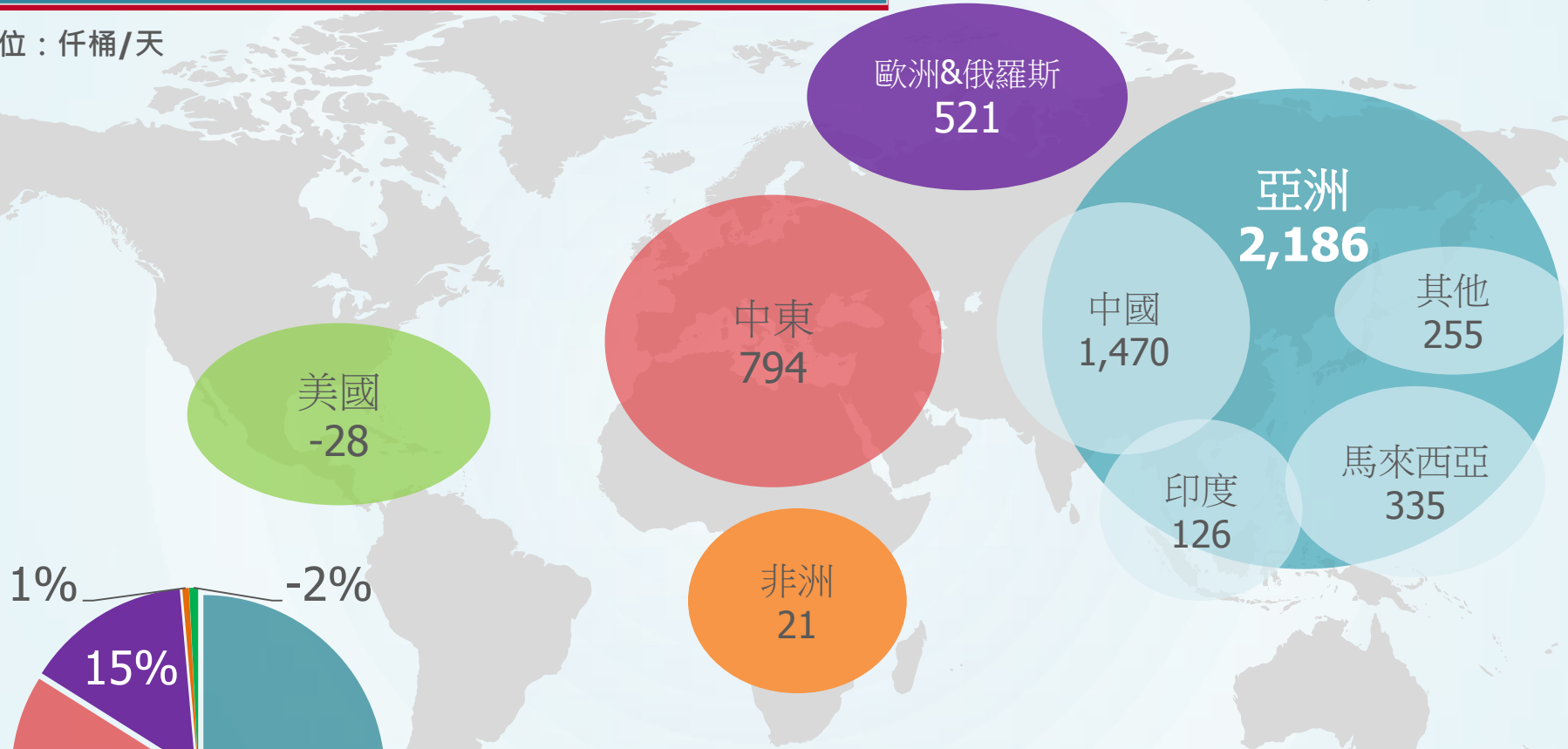
煉油產業展望



2019~2020年 全球新增產能

Source: IEA, PIRA, company research

單位：仟桶/天



- Asia
- Middle East
- Europe+FSU
- Africa
- America

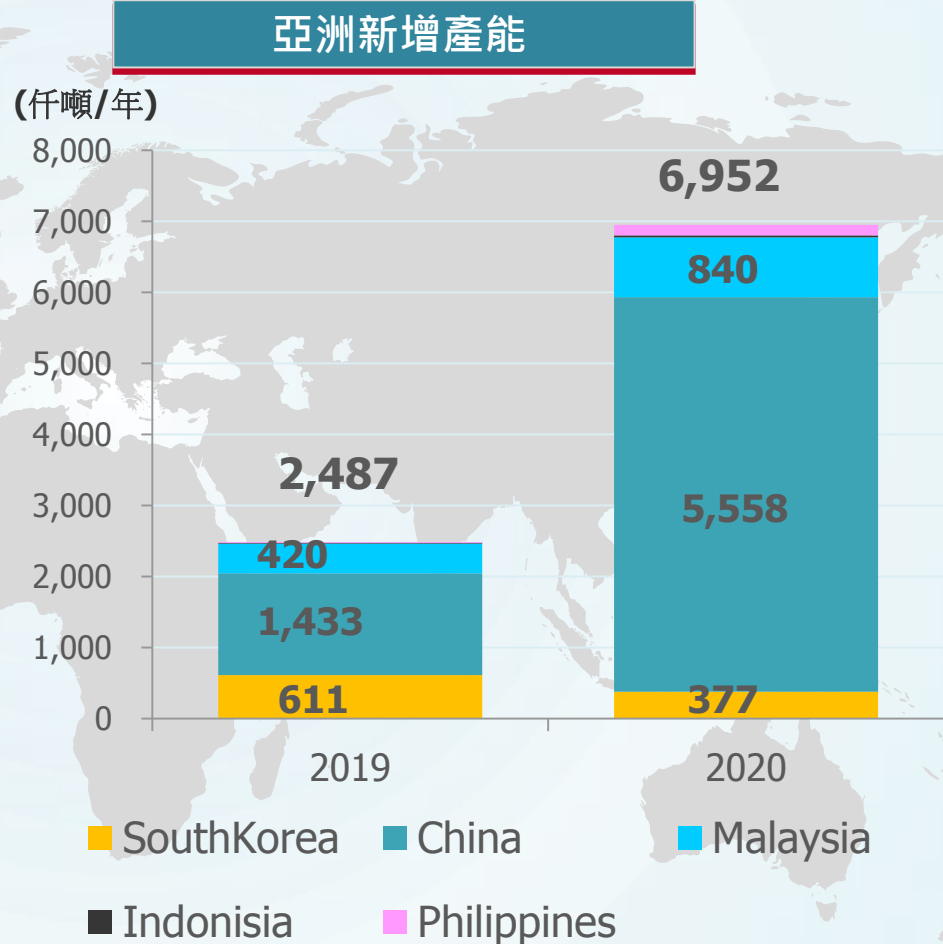
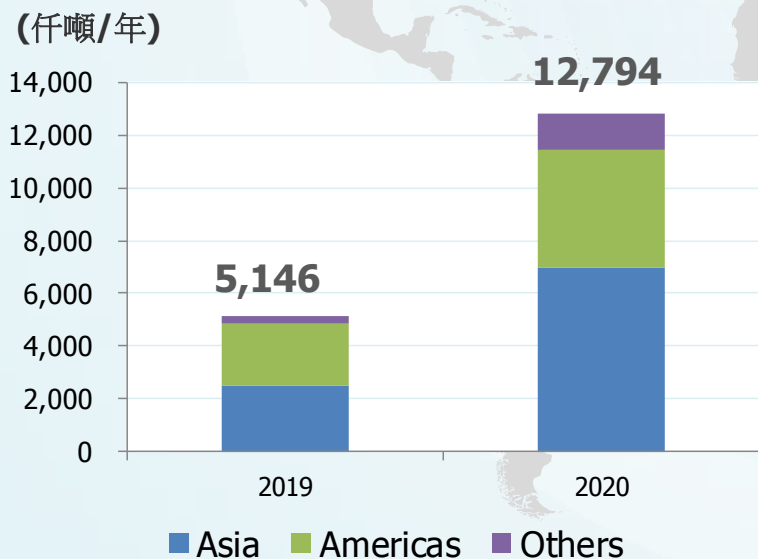
(仟桶/日)	2019	2020
新增產能	2,544	950
油品需求成長	1,100	1,300

石化產業展望



2019~2020年 全球乙烯新增產能

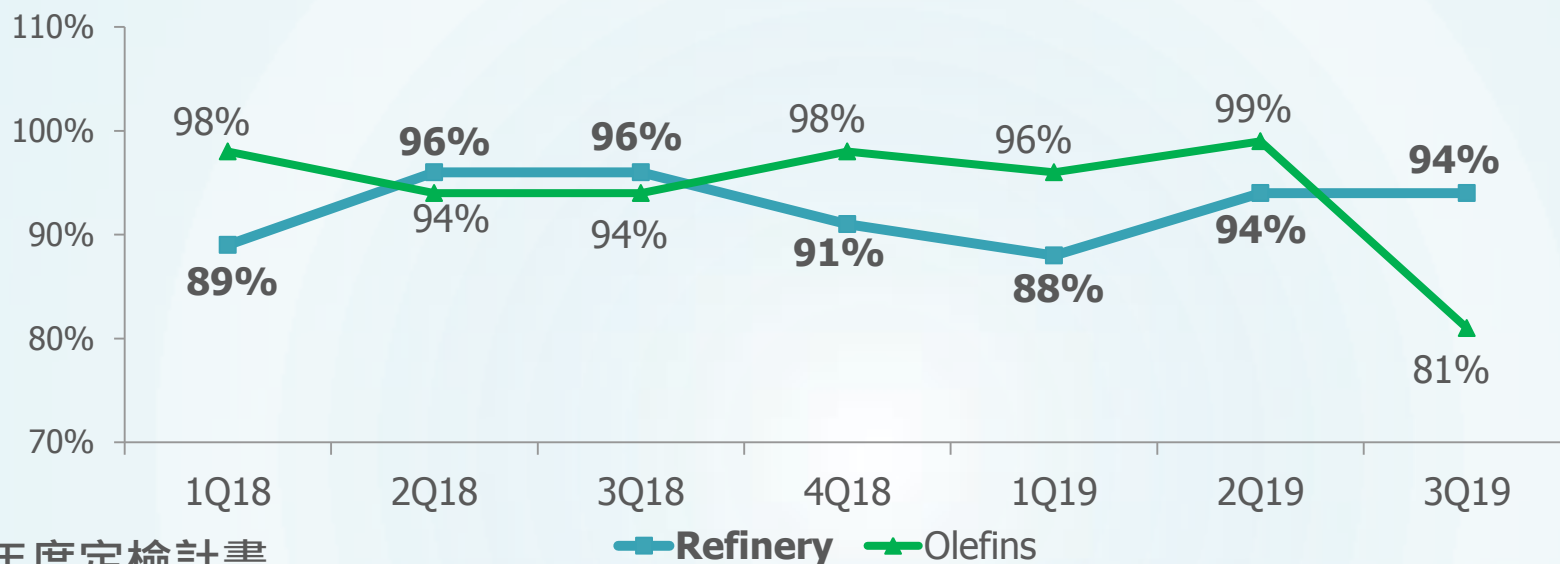
Source: IHS Chemical, Company data



生產狀況



產能利用率



年度定檢計畫

	2019 1H						2019 2H					
	Jan	Feb	Mar	Apr	May	Jun	Jul	Aug	Sep	Oct	Nov	Dec
CDU #1 (180K bpd)												
CDU #2 (180K bpd)												
CDU #3 (180K bpd)												
RDS #1 (80.5K bpd)												
RDS #2 (80.5K bpd)												
RCC #1 (84K bpd)												
RCC #2 (84K bpd)												
Base Oil (14 k bpd)												
Olefin #1 (0.7mta)												
Olefin #2 (1.035mta)												
Olefin #3 (1.2mta)												

擴建計畫



計畫	主要產品	目前產能	新增產能	完工日期	總投資金額
MTBE	MTBE	7,650 (桶/日)	8,100 (桶/日)	2019	NTD \$ 20億
JV with Idemitsu	HHCR (氫化石油樹脂)	-	43,800 (桶/日)	2019	NTD \$ 43億

Note : Schedule subject to change without prior notice.

免責聲明



This document has been prepared by Formosa Petrochemical Corporation ("FPCC" or the "Company") solely for meetings with potential investors

The information contained in this document has not been independently verified. No representation or warranty express or implied is made as to, and no reliance should be placed on, the fairness, accuracy, completeness or correctness of such information or opinions contained herein. None of the Company nor any of its respective affiliates, advisers or representatives shall have any liability whatsoever (in negligence or otherwise) for any loss howsoever arising from any use of this document or its contents or otherwise arising in connection with this document

This document does not constitute an offer or invitation to purchase or subscribe for any securities in the Company and neither any part of it shall form the basis of or be relied upon in connection with any contract or commitment whatsoever. Any decision to purchase securities in the offering should be made solely on the basis of the information contained in the Offering Circular

included in this document contain forward-looking statements and information relating to the Company. The Company has generally identified forward-looking statements by the use of terms such as "may", "might", "will", "expect", "intend", "plan", "estimate", "anticipate", "believe" or similar words or phrases. The Company bases these statements and financial information on its beliefs as well as its assumptions made using information currently available to it. Because these statements and financial information reflect the Company's current views concerning future events, these statements and financial information necessarily involve risks, uncertainties and assumptions. Actual future performance could differ materially from these forward-looking statements and financial information. The Company does not undertake to release the results of any revisions of forward-looking statements and financial information to reflect future events or circumstances. The Company cautions investors not to place undue reliance on these forward-looking statements. All written and oral forward-looking statements attributable to the Company or persons acting on the Company's behalf are qualified in their entirety by these cautionary statements

No part of this document may be distributed, reproduced or transmitted to any third party

謝謝